

Pure Core 3 Past Paper Questions Pack A

Taken from MAP1

January 2001

- 2 (a) Sketch on one pair of axes the graphs of

$$y = 6 - x \text{ and } y = \ln x. \quad (1 \text{ mark})$$

- (b) Hence state the number of roots of the equation

$$6 - x = \ln x. \quad (1 \text{ mark})$$

- (c) By considering values of the function f , where

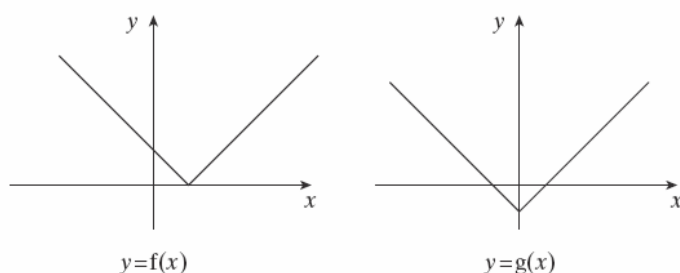
$$f(x) = 6 - x - \ln x,$$

- (i) show that the equation in part (b) has a root α such that

$$4 < \alpha < 5, \quad (2 \text{ marks})$$

- (ii) determine whether α is closer to 4 or to 5. (2 marks)

4



The diagrams show the graphs of $y = f(x)$ and $y = g(x)$, where the functions f and g are defined on the domain of all real numbers by

$$f(x) = |x - 2| \text{ and } g(x) = |x| - 2.$$

- (a) Describe the geometrical transformations by which each of the above graphs can be obtained from the graph of $y = |x|$. (2 marks)
- (b) Sketch the graph of $y = f(x) - g(x)$. (2 marks)
- (c) (i) State whether the function f has an inverse function.
(ii) State whether the function g is even, odd or neither.
(iii) Give the range of the function h , where $h(x) = f(x) - g(x)$. (3 marks)
- (d) Solve the following inequalities:
(i) $f(x) < 2$,
(ii) $g(x) < 2$,
(iii) $f(x) > g(x)$. (4 marks)

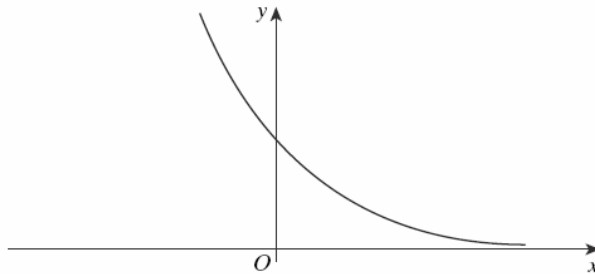
June 2001

- 7 (a) Solve the inequality

$$|x - 3| > 1.$$

(3 marks)

8



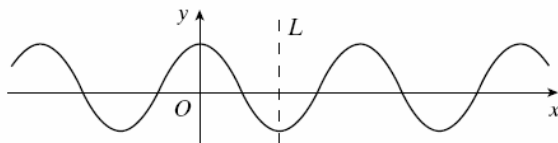
The diagram shows the graph of $y = f(x)$, where f is defined for all real numbers by

$$f(x) = 2e^{-x}.$$

- (a) Describe a sequence of geometrical transformations by which the above graph can be obtained from the graph of $y = e^x$. (3 marks)
- (b) Copy the above diagram and sketch on the same axes the graph of $y = f^{-1}(x)$. (2 marks)
- (c) Find an expression for $f^{-1}(x)$. (3 marks)
- (d) State the domain and range of f^{-1} . (2 marks)
- (e) At time t hours after an injection, a hospital patient has $f(t)$ milligrams per litre of a certain drug in his blood. Find the time after the injection at which the patient has 0.5 milligrams per litre of the drug in his blood. (3 marks)

January 2002

- 4 The diagram shows a sketch of the graph of $y = \cos 2x$ with a line of symmetry L .



- (a) (i) Describe the geometrical transformation by which the graph of

$$y = \cos 2x$$

can be obtained from that of $y = \cos x$.

(2 marks)

- (ii) Write down the equation of the line L .

(1 mark)

The function f is defined for the restricted domain $0 \leq x \leq \frac{\pi}{2}$ by

$$f(x) = \cos 2x.$$

- (b) (i) State the range of the function f .

(1 mark)

- (ii) Write down the domain and range of the inverse function f^{-1} , making it clear which is the domain of f^{-1} and which is its range.

(2 marks)

- (iii) Sketch the graph of $y = f^{-1}(x)$.

(2 marks)

The function g is defined for all real numbers by

$$g(x) = |x|.$$

- (c) (i) Write down an expression for $gf(x)$.

(1 mark)

- (ii) Sketch the graph of $y = gf(x)$.

(2 marks)

6 A graph has equation $y = (e^x - 1)(e^x - 2)$. The following correct reasoning is used to find $\frac{dy}{dx}$.

$$y = (e^x - 1)(e^x - 2)$$

$$\Rightarrow y = e^{2x} - 3e^x + 2$$

$$\Rightarrow \frac{dy}{dx} = 2e^{2x} - 3e^x$$

$$\Rightarrow \frac{dy}{dx} = e^x(2e^x - 3)$$

(a) Using these results,

(i) give a reason why the graph has only one stationary point, (2 marks)

(ii) find the coordinates of the stationary point, (3 marks)

(iii) find the value of $\frac{d^2y}{dx^2}$ at the stationary point, and hence determine whether the stationary point is a maximum or a minimum. (4 marks)

(b) (i) Show that the graph intersects the x -axis when $x = 0$ and when $x = \ln 2$. (2 marks)

(ii) Show that the area of the region below the x -axis enclosed by the graph and the x -axis is

$$\frac{3}{2} - 2 \ln 2. \quad (5 \text{ marks})$$

June 2002

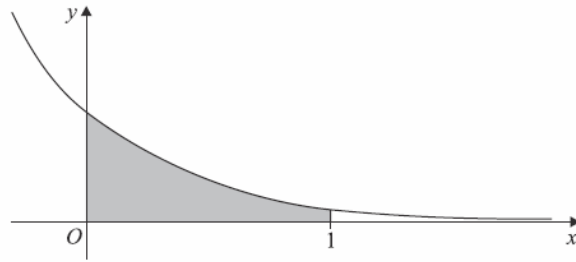
3 (a) Differentiate:

(i) $2x^{\frac{1}{2}}$;

(ii) $\ln(x + 1)$. (3 marks)

(b) Hence show that $\int_1^4 \left(x^{-\frac{1}{2}} + \frac{1}{x+1} \right) dx = 2 + \ln \frac{5}{2}$. (5 marks)

4



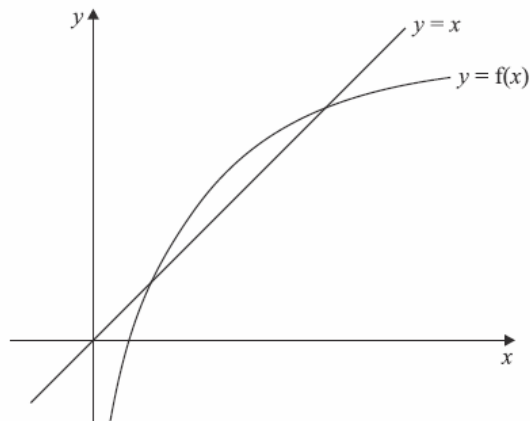
The diagram shows the graph of

$$y = e^{-2x}.$$

- (a) Find $\frac{dy}{dx}$ and $\frac{d^2y}{dx^2}$. (3 marks)
- (b) (i) Find $\int y \, dx$. (2 marks)
- (ii) Hence show that the area of the region shaded on the diagram is

$$\frac{e^2 - 1}{2e^2}. \quad (3 \text{ marks})$$

7



The diagram shows the graphs of $y = x$ and $y = f(x)$.

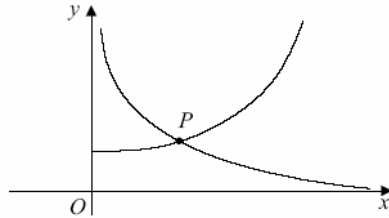
- (a) (i) Describe the geometrical transformation by which the graph of $y = f^{-1}(x)$ can be obtained from the graph of $y = f(x)$. (1 mark)
- (ii) Copy the above diagram and sketch on the same axes the graph of $y = f^{-1}(x)$. (2 marks)
- (b) The function f is defined for $x > 0$ by
- $$f(x) = 3 \ln x.$$
- (i) Describe the geometrical transformation by which the graph of $y = f(x)$ can be obtained from the graph of $y = \ln x$. (2 marks)
- (ii) Find an expression for $f^{-1}(x)$. (3 marks)

November 2002

1 The diagram shows the graphs of

$$y = x^2 + 1 \quad \text{and} \quad y = \frac{1}{x}$$

for $x > 0$. The graphs intersect at the point P .



(a) Show that the x -coordinate of P satisfies the equation

$$x^3 + x - 1 = 0. \quad (2 \text{ marks})$$

(b) Show that the x -coordinate of P lies between 0.6 and 0.7. (3 marks)

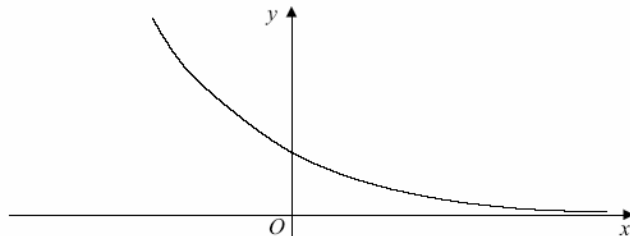
3 (a) Show that $\int_1^4 x^{\frac{3}{2}} dx = \frac{62}{5}$. (4 marks)

(b) Find the value of

$$\int_2^{18} \frac{1}{2x} dx,$$

giving your answer in the form $\ln n$. (4 marks)

7 The diagram shows the graph of $y = 2e^{-x}$.



(a) Describe a series of geometrical transformations by which the graph of $y = 2e^{-x}$ can be obtained from that of $y = e^x$. (3 marks)

(b) The function f is defined for the restricted domain $x \geq 0$ by

$$f(x) = 2e^{-x}.$$

(i) State the range of the function f . (2 marks)

(ii) State the domain and range of the inverse function f^{-1} . (2 marks)

(iii) Find an expression for $f^{-1}(x)$. (3 marks)

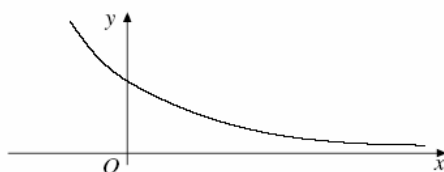
(iv) State, giving a reason, whether

$$x > \ln 2 \Rightarrow f(x) < 1. \quad (2 \text{ marks})$$

January 2003

- 5 (a) The diagram shows the graph of $y = f(x)$, where the function f is defined for all values of x by

$$f(x) = 5e^{-x}.$$



- (i) Write down the coordinates of the point where the graph intersects the y -axis. (1 mark)
 - (ii) State the range of the function f . (1 mark)
 - (iii) Find the value of $f(\ln 6)$, giving your answer as a fraction. (2 marks)
- (b) The function g is defined for all values of x by
- $$g(x) = x + 10.$$
- (i) Show that $gf(x) = 5(e^{-x} + 2)$. (1 mark)
 - (ii) State the range of the function gf . (1 mark)
 - (iii) Sketch the graph of $y = gf(x)$. (2 marks)
 - (iv) Show that $gf(x) = 11 \Rightarrow x = \ln 5$. (3 marks)
- (c) A dish of water is left to cool in a room where the temperature is 10°C . At time t minutes, where $t \geq 0$, the temperature of the water in degrees Celsius is

$$5(e^{-t} + 2).$$

- (i) State the temperature of the water at time $t = 0$. (1 mark)
- (ii) Calculate the time at which the temperature of the water reaches 11°C . Give your answer to the nearest tenth of a minute. (2 marks)

6 The function f is defined for $x \geq 0$ by

$$f(x) = x^{\frac{1}{2}} + 2.$$

(a) (i) Find $f'(x)$. (2 marks)

(ii) Hence find the gradient of the curve $y = f(x)$ at the point for which $x = 4$. (1 mark)

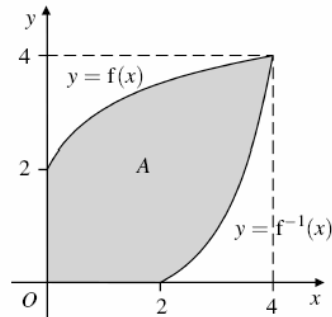
(b) (i) Find $\int f(x) \, dx$. (3 marks)

(ii) Hence show that $\int_0^4 f(x) \, dx = \frac{40}{3}$. (2 marks)

(c) Show that $f^{-1}(x) = (x - 2)^2$. (2 marks)

(d) The diagram shows a symmetrical shaded region A bounded by:

parts of the coordinate axes;
the curve $y = f(x)$ for $0 \leq x \leq 4$; and
the curve $y = f^{-1}(x)$ for $2 \leq x \leq 4$.



(i) Write down the equation of the line of symmetry of A . (1 mark)

(ii) Calculate the area of A . (4 marks)

June 2003

4 It is given that x satisfies the equation

$$2 \cos^2 x = 2 + \sin x.$$

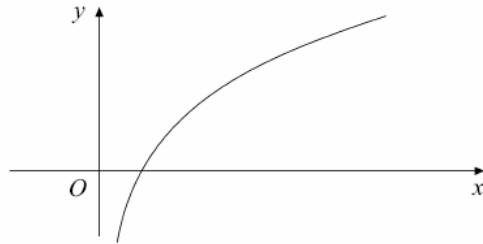
(a) Use an appropriate trigonometrical identity to show that

$$2 \sin^2 x + \sin x = 0. \quad (2 \text{ marks})$$

(b) Solve this quadratic equation and hence find all the possible values of x in the interval $0 \leq x < 2\pi$. (6 marks)

5 The diagram shows the graph of $y = f(x)$, where f is defined for $x > 0$ by

$$f(x) = 2 + \ln x.$$



- (a) (i) Differentiate $f(x)$ to find $f'(x)$. (1 mark)
- (ii) Find the gradient of the curve at the point where $x = e$. (1 mark)
- (b) Describe the geometrical transformation by which the graph of $y = 2 + \ln x$ can be obtained from the graph of $y = \ln x$. (2 marks)
- (c) (i) State the range of the function f . (1 mark)
- (ii) State the domain and range of the inverse function f^{-1} . (2 marks)
- (iii) Find an expression for $f^{-1}(x)$. (3 marks)
- (d) The function g is defined for all x by

$$g(x) = ex^3.$$

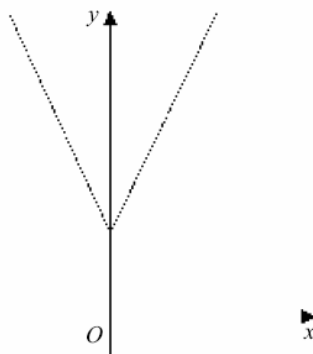
Show that:

- (i) $fg(x) = 3(1 + \ln x)$; (3 marks)
- (ii) $fg(x) = 9 \Rightarrow x = e^2$. (2 marks)

November 2003

7 The diagram shows the graph of

$$y = 2|x| + 1.$$



- (a) Copy the diagram and, on the same pair of axes, sketch the graph of

$$y = |2x + 1|.$$

(2 marks)

- (c) Find the full solution set for the inequality

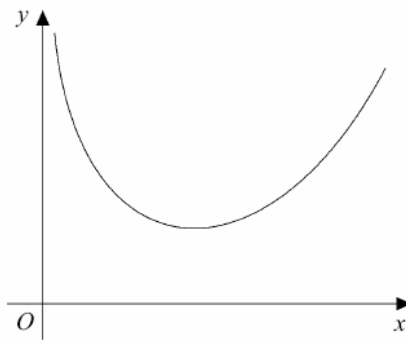
$$|2x + 1| < 2|x| + 1.$$

(1 mark)

January 2004

- 5 The diagram shows a sketch of the graph of

$$y = e^{2x} + 2x^{-1} \quad \text{for } x > 0.$$



- (a) Find $\frac{dy}{dx}$. (3 marks)

- (b) Show that, at the stationary point on the graph, $x^2 e^{2x} = 1$. (3 marks)

- (c) Deduce that, at the stationary point,

$$xe^{-x} = 1$$

and hence

$$\ln x + x = 0. \quad (3 \text{ marks})$$

- (d) Show that the equation

$$\ln x + x = 0$$

has a root between 0.5 and 0.6. (3 marks)

- (e) Find $\int (e^{2x} + 2x^{-1}) dx$. (3 marks)

- 6 (a) The functions f and g are defined by:

$$f(x) = \sqrt{x} \quad \text{for } x \geq 0;$$
$$g(x) = x - 1 \quad \text{for all values of } x.$$

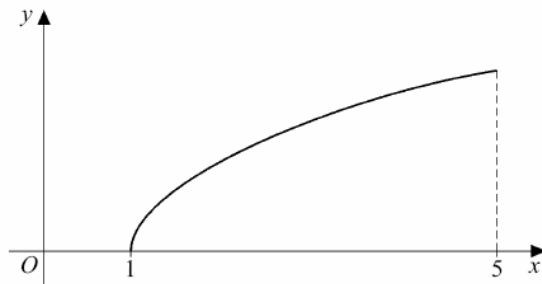
- (i) Write down expressions for $fg(x)$ and $gf(x)$. (2 marks)

- (ii) Verify that

$$x = 1 \Rightarrow fg(x) = gf(x). \quad (1 \text{ mark})$$

- (b) The diagram shows the graph of $y = h(x)$, where the function h is defined for the domain $1 \leq x \leq 5$ by

$$h(x) = \sqrt{x-1}.$$



- (i) Describe the transformation by which the graph of $y = \sqrt{x-1}$ can be obtained from the graph of $y = \sqrt{x}$. (2 marks)
- (ii) Write down the range of the function h . (1 mark)
- (iii) Write down the domain and range of the inverse function h^{-1} . (2 marks)
- (iv) Find an expression for $h^{-1}(x)$. (3 marks)

June 2004

- 3 (a) Show that the equation

$$2x^{\frac{3}{2}} - 9x + 6 = 0$$

has a root between 0 and 1.

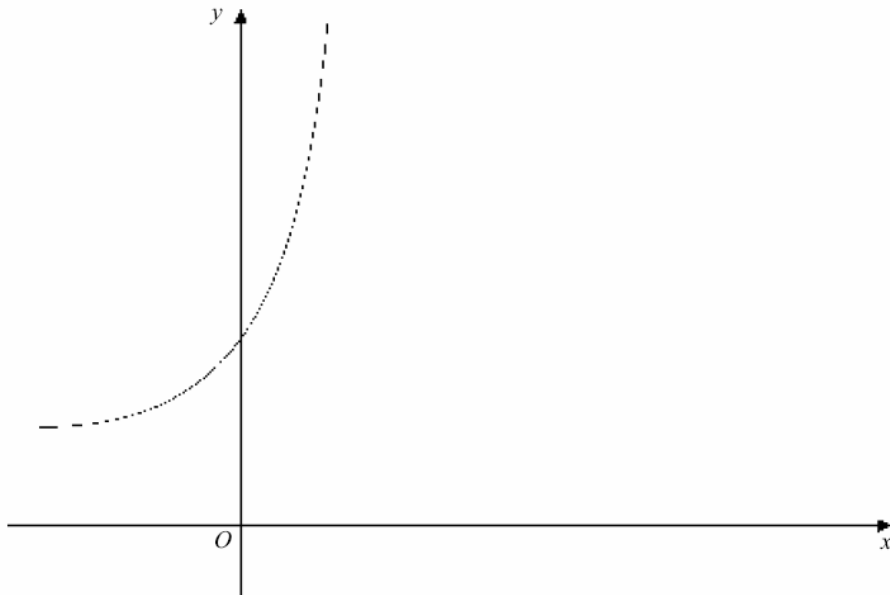
(3 marks)

7 (a) (i) Find $\int (e^{2x} + 1) dx$. (3 marks)

(ii) Hence show that $\int_0^{\ln 2} (e^{2x} + 1) dx = \frac{3}{2} + \ln 2$. (3 marks)

(b) The diagram shows the graph of

$$y = e^{2x} + 1.$$



Find the y -coordinate of the point where the graph intersects:

(i) the y -axis; (1 mark)

(ii) the line $x = \ln 2$. (2 marks)

(c) The function f is defined on the restricted domain $0 \leq x \leq \ln 2$ by

$$f(x) = e^{2x} + 1.$$

(i) Find the range of the function f . (1 mark)

(ii) On one pair of axes sketch the graphs of $y = f(x)$ and $y = f^{-1}(x)$. (2 marks)

(iii) Find an expression for $f^{-1}(x)$. (3 marks)